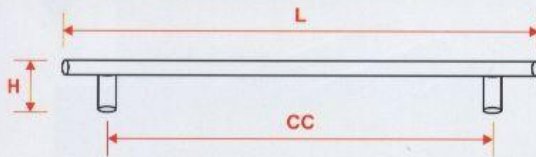

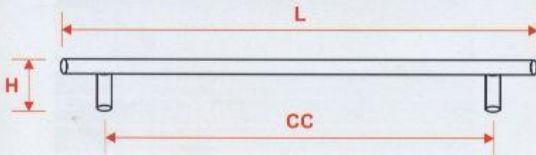



Stainless Steel Bar Handles



L = Total Length
H = Height
CC = Screw Distance












NO.	STOCK CODE	(L x CC x H)
1	ø12mm x 6"	150 x 96 x 35mm
2	ø12mm x 8"	200 x 128 x 35mm
3	ø12mm x 10"	250 x 192 x 35mm
4	ø12mm x 12"	300 x 224 x 35mm
5	ø12mm x 14"	350 x 288 x 35mm
6	ø12mm x 16"	400 x 320 x 35mm
7	ø12mm x 18"	450 x 352 x 35mm
8	ø12mm x 20"	500 x 416 x 35mm
9	ø12mm x 22"	550 x 448 x 35mm
10	ø12mm x 24"	600 x 480 x 35mm
11	ø12mm x 26"	645 x 574 x 35mm
12	ø12mm x 28"	705 x 633 x 35mm
13	ø12mm x 30"	750 x 630 x 35mm
14	ø12mm x 32"	830 x 758 x 35mm
15	ø12mm x 34"	850 x 730 x 35mm
16	ø12mm x 36"	910 x 840 x 35mm



L = Total Length
H = Height
CC = Screw Distance

NO.	STOCK CODE	(L x CC x H)
1	ø10mm x 4"	100 x 64 x 31mm
2	ø10mm x 6"	150 x 96 x 31mm
3	ø10mm x 8"	200 x 144 x 31mm
4	ø10mm x 10"	250 x 192 x 31mm
5	ø10mm x 12"	300 x 240 x 31mm
6	ø10mm x 14"	350 x 288 x 31mm
7	ø10mm x 16"	400 x 330 x 31mm
8	ø10mm x 18"	450 x 380 x 31mm
9	ø10mm x 20"	500 x 420 x 31mm
10	ø10mm x 22"	550 x 448 x 31mm
11	ø10mm x 24"	600 x 480 x 31mm

Handles

		
1 HDL B145 (SN) 128mm	2 HDL B011 (SN) 160mm	3 HDL 300 (SN) 128mm
		
4 HDL B131 (SN) 128mm	5 HDL B031 (SN) 128mm	6 HDL B22 (SN) 128mm 160mm
		
7 B124 (SSC) 160mm	8 HDL B124 (SN) 160mm	9 HDL B124 (AB) 160mm
		
10 B235 (SN) 128mm	11 HDL B259 128mm	12 B 013 (SN) 128mm 96mm
		
13 HDL B258 (SN) 128mm	14 B004 (SN) 128mm	15 HDL 3066 (SN) 160mm 128mm

SL = Silver, SN = Stain Nickel, AB = Antique Brass

Handles

1 HDL 1800 (SN) 128mm 96mm 64mm	2 HDL 1990 (SN) 160mm 128mm 96mm	3 HDL 1099 (SN) 192mm 160mm 128mm
4 HDL 189 (SN) 160mm 224mm 435mm	5 HDL 1833 (CH) 96mm	6 HDL 1833 (SN) 96mm
7 HDL 1853 (SN / CH) 96mm	8 HDL 211B (SN) 96mm	9 HDL 211B (CH) 96mm
10 HDL 1722 (SN) 128mm	11 HDL 1722 (AE) 128mm	12 HDL 2192 (SN / CH) 128mm
13 HDL 3322 (SN) 125mm	14 HDL 3322 (AB) 125mm	15 HDL 3322 (AC) 125mm

SN = Stain Nickel, CH = Chrome, AE = Antique English, AB = Antique Brass, AC = Antique Copper

Handles

												
<p>1 HDL 800 (SN)</p> <table border="1"> <tr><td>192mm</td></tr> <tr><td>160mm</td></tr> <tr><td>128mm</td></tr> <tr><td>96mm</td></tr> </table>	192mm	160mm	128mm	96mm	<p>2 HDL 801 (SN)</p> <table border="1"> <tr><td>224mm</td></tr> <tr><td>128mm</td></tr> <tr><td>96mm</td></tr> </table>	224mm	128mm	96mm	<p>3 HDL 802 (SN)</p> <table border="1"> <tr><td>192mm</td></tr> <tr><td>160mm</td></tr> <tr><td>128mm</td></tr> </table>	192mm	160mm	128mm
192mm												
160mm												
128mm												
96mm												
224mm												
128mm												
96mm												
192mm												
160mm												
128mm												
												
<p>4 HDL 809 (SN)</p> <table border="1"> <tr><td>192mm</td></tr> <tr><td>160mm</td></tr> <tr><td>128mm</td></tr> </table>	192mm	160mm	128mm	<p>5 HDL 850 (SN)</p> <table border="1"> <tr><td>192mm</td></tr> <tr><td>160mm</td></tr> <tr><td>128mm</td></tr> </table>	192mm	160mm	128mm	<p>6 HDL 8037 (S/S)</p> <table border="1"> <tr><td>128mm</td></tr> <tr><td>96mm</td></tr> <tr><td>64mm</td></tr> </table>	128mm	96mm	64mm	
192mm												
160mm												
128mm												
192mm												
160mm												
128mm												
128mm												
96mm												
64mm												
												
<p>7 HDL 827 (SN)</p> <table border="1"> <tr><td>128mm</td></tr> <tr><td>192mm</td></tr> </table>	128mm	192mm	<p>8 HDL 825 (SN)</p> <table border="1"> <tr><td>128mm</td></tr> </table>	128mm	<p>9 HDL 825 (CH)</p> <table border="1"> <tr><td>128mm</td></tr> </table>	128mm						
128mm												
192mm												
128mm												
128mm												
												
<p>10 HDL 886 (SN)</p> <table border="1"> <tr><td>160mm</td></tr> <tr><td>192mm</td></tr> </table>	160mm	192mm	<p>11 HDL 828 (SN)</p> <table border="1"> <tr><td>128mm</td></tr> </table>	128mm	<p>12 HDL 828 (CH)</p> <table border="1"> <tr><td>128mm</td></tr> </table>	128mm						
160mm												
192mm												
128mm												
128mm												
												
<p>13 HDL 9148 (SN)</p> <table border="1"> <tr><td>96mm</td></tr> </table>	96mm	<p>14 HDL 938 (SN)</p> <table border="1"> <tr><td>96mm</td></tr> </table>	96mm	<p>15 HDL 938 (CH)</p> <table border="1"> <tr><td>96mm</td></tr> </table>	96mm							
96mm												
96mm												
96mm												

CH = Chrome, SN = Stain Nickel, S/S = Stainless Steel

Handles

	<p>1</p> <p>HDL 2317 (SN)</p> <table border="1"> <tr><td>160mm</td></tr> <tr><td>128mm</td></tr> <tr><td>96mm</td></tr> </table>	160mm	128mm	96mm		<p>2</p> <p>HDL 2318 (SN)</p> <table border="1"> <tr><td>160mm</td></tr> <tr><td>128mm</td></tr> <tr><td>96mm</td></tr> </table>	160mm	128mm	96mm		<p>3</p> <p>HDL 1997 (SN)</p> <table border="1"> <tr><td>128mm</td></tr> <tr><td>96mm</td></tr> </table>	128mm	96mm	
160mm														
128mm														
96mm														
160mm														
128mm														
96mm														
128mm														
96mm														
	<p>4</p> <p>HDL 728 (SN / CH)</p> <table border="1"> <tr><td>128mm</td></tr> <tr><td>96mm</td></tr> </table>	128mm	96mm		<p>5</p> <p>HDL 9164 (S/S)</p> <table border="1"> <tr><td>224mm</td></tr> <tr><td>192mm</td></tr> <tr><td>160mm</td></tr> <tr><td>128mm</td></tr> </table>	224mm	192mm	160mm	128mm		<p>6</p> <p>HDL 9501 (SN)</p> <table border="1"> <tr><td>160mm</td></tr> <tr><td>128mm</td></tr> <tr><td>96mm</td></tr> </table>	160mm	128mm	96mm
128mm														
96mm														
224mm														
192mm														
160mm														
128mm														
160mm														
128mm														
96mm														
	<p>7</p> <p>HDL 738 (SN)</p> <table border="1"> <tr><td>96mm</td></tr> <tr><td>128mm</td></tr> </table>	96mm	128mm		<p>8</p> <p>HDL 9143 (SN)</p> <table border="1"> <tr><td>96mm</td></tr> </table>	96mm		<p>9</p> <p>HDL 9147 (SN)</p> <table border="1"> <tr><td>96mm</td></tr> </table>	96mm					
96mm														
128mm														
96mm														
96mm														
	<p>10</p> <p>HDL 527 (SN / CH)</p> <table border="1"> <tr><td>224mm</td></tr> <tr><td>160mm</td></tr> <tr><td>128mm</td></tr> <tr><td>96mm</td></tr> </table>	224mm	160mm	128mm	96mm		<p>11</p> <p>HDL 550 (SN)</p> <table border="1"> <tr><td>128mm</td></tr> </table>	128mm		<p>12</p> <p>HDL 0605 (SN)</p> <table border="1"> <tr><td>96mm</td></tr> </table>	96mm			
224mm														
160mm														
128mm														
96mm														
128mm														
96mm														
	<p>13</p> <p>HDL 885 (SN)</p> <table border="1"> <tr><td>160mm</td></tr> <tr><td>128mm</td></tr> </table>	160mm	128mm		<p>14</p> <p>HDL 8049 (S/S)</p> <table border="1"> <tr><td>128mm</td></tr> <tr><td>96mm</td></tr> </table>	128mm	96mm		<p>15</p> <p>HDL 8826 (SN / CH)</p> <table border="1"> <tr><td>192mm</td></tr> <tr><td>128mm</td></tr> <tr><td>96mm</td></tr> </table>	192mm	128mm	96mm		
160mm														
128mm														
128mm														
96mm														
192mm														
128mm														
96mm														

SL = Silver, SN = Stain Nickel, CH = Chrome, S/S = Stainless Steel

Handles

		
1 HDL 862 (SN) 128mm	2 HDL 701 (CH) 96mm 64mm	3 HDL 701 (SN) 128mm 96mm
		
4 HDL 9139 (SN / CH) 96mm	5 HDL 9141 (SN) 128mm 96mm	6 HDL 701 (S/S) 96mm
		
7 HDL 3067 (SN) 160mm 128mm 96mm	8 HDL 338 (SN) 160mm 128mm	9 HDL 3163 (SN) 240mm 160mm 128mm 96mm
		
10 HDL 6132 (SN) 96mm	11 HDL 6132 (CH) 96mm	12 KC 020 (SL) 128mm 160mm 192mm 224mm 256mm 288mm 320mm 480mm
		
13 HDL 3085 (SN / CH) 96mm	14 HDL 729 (SN) 128mm 96mm	

CH = Chrome, SN = Stain Nickel, S/S = Stainless Steel, SL = Silver

Handles

1 HDL 906 - 128 (AB)	2 HDL 915 - 132 (AB)	3 HDL 901 - 76 (AB)
4 KN 909 - 40 (WH) KN 910 - 40 (WH)	5 HDL 902 - 76 (AB)	6 HDL 901 - 76 (CH)
7 HDL 5003 (WH / CH) 128mm 96mm	8 HDL 5003 (WN / CH) 128mm 96mm	9 HDL 607 (WH / CH) 160mm 128mm
10 HDL 6003 (WH / CH) 128mm 96mm	11 HDL 6003 (WN / CH) 128mm 96mm	12 HDL 607 (WN / CH) 128mm 160mm
13 HDL 054 - 76 (SN)	14 HDL 056 - 76 (SN)	15 HDL 055 - 76 (SN)

SN = Stain Nickel, CH = Chrome, AB = Antique Brass, WH = White, WN = Walnut

Fancy Handles



Handles



1 HDL 034 - Y2 - A (SN / CH)
 ø12mm x (L) 170mm x (CC) 110mm x (H) 43mm



2 HDL 034 - Y2 - D (CH / Blk)
 ø12mm x (L) 170mm x (CC) 110mm x (H) 43mm



3 HDL 034 - Y2 - DH (SN / WN)
 ø12mm x (L) 170mm x (CC) 110mm x (H) 43mm



4 HDL 034 - Y6 - A (SN / CH)
 ø15mm x (L) 190mm x (CC) 117mm x (H) 43mm



5 HDL 034 - Y6 - D (CH / Blk)
 ø15mm x (L) 190mm x (CC) 115mm x (H) 42mm



6 HDL 034 - Y6 - DH (SN / WN)
 ø15mm x (L) 210mm x (CC) 133mm x (H) 45mm



7 HDL 034 - Y9 - A (SN / CH)
 ø18mm x (L) 225mm x (CC) 143mm x (H) 48mm



8 HDL 034 - Y9 - DH (SN / WN)
 ø18mm x (L) 243mm x (CC) 170mm x (H) 49mm



9 HDL 034 - Y02 - A (SN / CH)
 ø18mm x (L) 243mm x (CC) 170mm x (H) 49mm



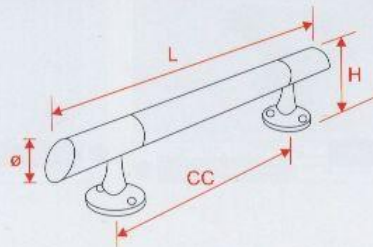
10 HDL 034 - Y02 - D (CH / Blk)
 ø21mm x (L) 273mm x (CC) 180mm x (H) 52mm



11 HDL 034 - Y02 - DH (SN / WN)
 ø22mm x (L) 282mm x (CC) 190mm x (H) 52mm



12 HDL 037 - Y6 - A (SN / CH)
 ø15mm x (L) 163mm x (CC) 128mm x (H) 43mm



L = Total Length
 H = Height
 CC = Screw Distance
 ø = Diameter

SN = Stain Nickel, CH = Chrome, WN = Walnut, Blk = Black

Handles

<p>1 HDL 038 - Y2 - A (SN / CH) ø12mm x (L) 162mm x (CC) 96mm x (H) 34mm</p>	<p>2 HDL 038 - Y6 - A (SN / CH) ø15mm x (L) 195mm x (CC) 108mm x (H) 43mm</p>	<p>3 HDL 043 - Y9 - MA (GD / SN) ø18mm x (L) 220mm x (CC) 132mm x (H) 48mm</p>
<p>4 HDL 064 - Y9 - DH (SN / WN) ø22mm x (L) 230mm x (CC) 178mm x (H) 52mm</p>	<p>5 HDL 064 - Y02 - DH (SN / WN) ø21mm x (L) 230mm x (CC) 180mm x (H) 52mm</p>	<p>6 HDL 065 - Y09 - DH (SN / WN) ø19 - 25mm x (L) 230mm x (CC) 153mm x (H) 44mm</p>
<p>7 HDL 802 - 250 (Alu / CH) HDL 802 - 300 (Alu / CH) ø19mm x (L) 250mm x (CC) 150mm x (H) 49mm ø19mm x (L) 300mm x (CC) 172mm x (H) 49mm</p>	<p>8 HDL 802 - 250 (WN / CH) HDL 802 - 300 (WN / CH) ø19mm x (L) 250mm x (CC) 150mm x (H) 49mm ø19mm x (L) 300mm x (CC) 172mm x (H) 51mm</p>	<p>9 HDL 065 - Y05 - DH (SN / WN) ø25 - 35mm x (L) 330mm x (CC) 218mm x (H) 53mm</p>
<p>10 HDL 805 - 250 (Alu / CH) HDL 805 - 300 (Alu / CH) ø24mm x (L) 250mm x (CC) 150mm x (H) 53mm ø24mm x (L) 300mm x (CC) 175mm x (H) 53mm</p>	<p>11 HDL 805 - 250 (WN / CH) HDL 805 - 300 (WN / CH) ø24mm x (L) 250mm x (CC) 150mm x (H) 53mm ø24mm x (L) 300mm x (CC) 175mm x (H) 53mm</p>	<p>L = Total Length H = Height CC = Screw Distance ø = Diameter</p>

SN = Stain Nickel, CH = Chrome, Alu = Aluminium, WN = Walnut, GD = Gold

Handles



1 HDL 031 - Y2 - A (SN / CH)
 ø12mm x (L) 158mm x (CC) 96mm x (H) 33mm



2 HDL 031 - Y2 - D (CH / Blk)
 ø12mm x (L) 158mm x (CC) 96mm x (H) 33mm



3 HDL 031 - Y6 - A (SN / CH)
 ø15mm x (L) 215mm x (CC) 100mm x (H) 43mm



4 HDL 031 - Y6 - D (CH / Blk)
 ø15mm x (L) 215mm x (CC) 100mm x (H) 43mm



5 HDL 032 - Y2 - A (SN / CH)
 ø12mm x (L) 175mm x (CC) 96mm x (H) 33mm



6 HDL 032 - Y2 - D (CH / Blk)
 ø12mm x (L) 175mm x (CC) 96mm x (H) 33mm



7 HDL 032 - Y6 - A (SN / CH)
 ø15mm x (L) 225mm x (CC) 125mm x (H) 43mm



8 HDL 032 - Y6 - B (GD)
 ø15mm x (L) 225mm x (CC) 125mm x (H) 43mm



9 HDL 032 - Y6 - D (CH / Blk)
 ø15mm x (L) 225mm x (CC) 125mm x (H) 43mm



10 HDL 032 - Y6 - H (GD / WN)
 ø15mm x (L) 225mm x (CC) 128mm x (H) 43mm



11 HDL 032 - Y6 - P (AC)
 ø15mm x (L) 225mm x (CC) 128mm x (H) 43mm



12 HDL 032 - Y6 - AB
 ø15mm x (L) 225mm x (CC) 128mm x (H) 43mm



13 HDL 032 - Y05 - W (MG / GD)
 ø25mm x (L) 355mm x (CC) 208mm x (H) 53mm



14 HDL 033 - Y6 - A (SN / CH)
 ø18mm x (L) 190mm x (CC) 115mm x (H) 40mm



15 HDL 032 - Y6 - B (MG / GD)
 ø22mm x (L) 305mm x (CC) 168mm x (H) 50mm

SN = Stain Nickel, CH = Chrome, Blk = Black, AC = Antique Copper
 AB = Antique Brass, WN = Walnut, GD = Gold